



SPX424

Product Catalog

**SPX**

# SPX424

**max** 2400 kg

3150 x 775 x 1950 mm

**max** 15.2 m

**max** 11.8 m

The top of the range mini crane. Technology, innovation and reliability enclosed in the best-seller mini crane ever.



## Technical Information

Dimension	L x W x H	3150 x 775 x 1950 mm
Stab. Area		3710 x 3710 mm

		Kg
Crane & Options Weights	SPX424CDH	2080
	SPX424C+	2080
	/	200
	2.5T-D7	20
	PP400-4DX PP220-4DX PP220-2DX	45
	JIB800GX JIB800.2H1MX MV600.3E+ MR800.4-6+4P	25 170 200 300

SPX424CDH	Petrol Engine	KUBOTA D722-E3B	14.9 kW 20 Hp
SPX424C+	Standard or Lithium Battery	N.4 BATTERIES 6V, 420Ah	4.0 kW 5.5 Hp

Speed		1.8 km/h (CDH) 0.72 km/h (C+)
Gradeability		20°
Ext. Tracks		770-1100 mm

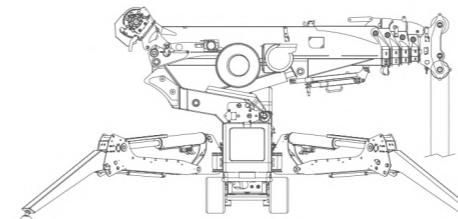


### Electric Power Pack

4 kW - 3F 400 VAC 50 Hz
EU: 2 kW - 1F 220 VAC 50 Hz USA/CANADA: 4 kW - 1F 110 VAC 60 Hz

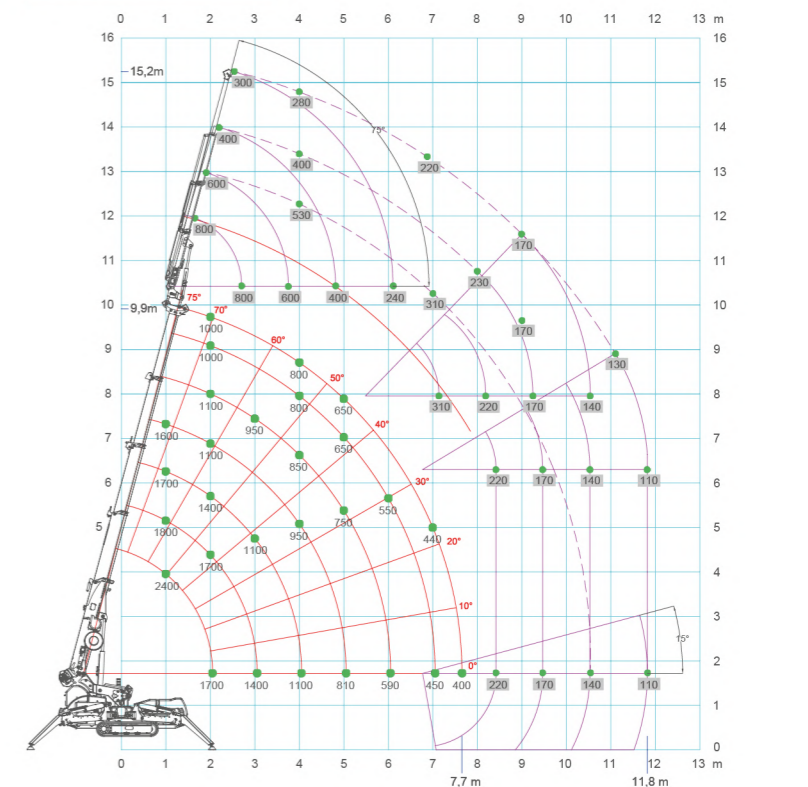
## Winch & Fall Stages

Main Winch	800 kg (Single line) 70 m - Ø 7 mm 26-31,8 m/min.
------------	---

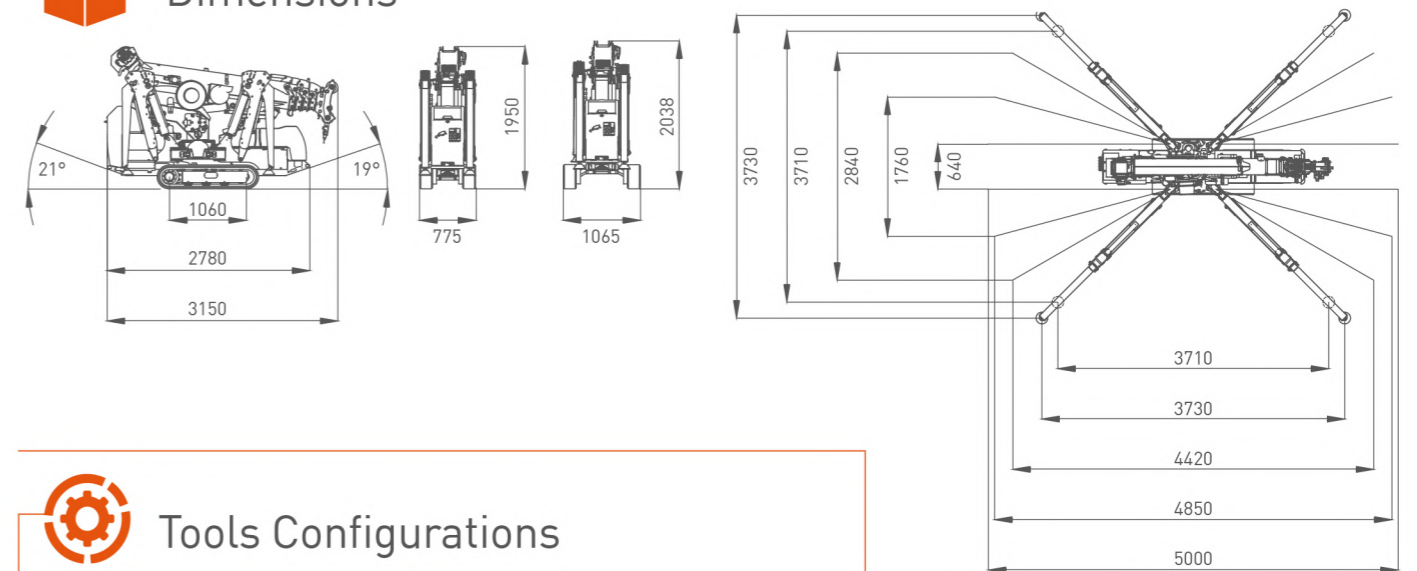


Max. Capacity	Line	Metres
<b>max</b> 2400 kg	3	-20 m
<b>max</b> 1600 kg	2	-32 m
<b>max</b> 800 kg	1	-65 m

## Load Chart



## Dimensions



## Crane Options

**Battery Options**

BP-LT-SPX312-424

**Battery Chargers**

BC-220V60A

BC-110V60A

**J-Connect**

J-CON  
J-CON-Y2

**Electric Power Pack**

PP220-2DX

PP220-4DX

PP401-4DX

**Attachments & Tools**

HA-SPX424

VAI

RC-SPX\_B  
RC-SPX\_C

WUK-02

WT-2007242

EXT-209/312/424

OM400

JIB800GX

JIB800.2H1MX

QC-MV600A

MV600.3E+  
+ Steel Holder

QC-MR800D

MR800.4-6+4P  
+ Steel Holder

JIB301GR

JIB302GR

## Tools Configurations


JIB800GX	JIB800.2H1MX	MV600.3E+	MR800.4-6+4P	JIB301/2GR
<b>max</b> 800 kg	<b>max</b> 800 kg	<b>max</b> 600 kg	<b>max</b> 800 kg	<b>max</b> 300 kg
<b>max</b> 800 kg @ 10.3 m	<b>max</b> 300 kg @ 15.2 m	<b>max</b> 600 kg @ 10.7 m	<b>max</b> 650 kg @ 10.7 m	<b>max</b> 300 kg @ 10.7 m
<b>max</b> 300 kg @ 8.5 m	<b>max</b> 110 kg @ 12 m	<b>max</b> 160 kg @ 8.5 m	<b>max</b> 200 kg @ 7 m	<b>max</b> 300 kg @ 7 m

- A2B
- BPI
- CCI
- DTC
- EXT
- GSC
- LMI
- P&C
- PPA
- SCI
- TH
- VW
- RCD
- 2SW
- 2ST

# SPX424 Main Features

## GEOMETRICAL STABILITY CONTROL

- ✓ Outriggers multi-position and angle
- ✓ Automatic load of working area
- ✓ Different working area:
  - Red - 0%
  - Grey - pick&carry
  - Yellow - 50%
  - Green - 100%



## PLUG&PLAY SYSTEM CONTROL

All accessories and tools:

- ✓ Integrated with the crane
- ✓ Immediately recognized by the software
- ✓ With a single radio remote control (same of the crane)



## DIFFERENT ATTACHMENTS

- ✓ Three different JIBS
- ✓ Different tools completely integrated and radio remote controlled: glass manipulator, pipe manipulator, hydraulic fork...

SEARCHER HOOK



HYDRAULIC JIB



GLASS MANIPULATOR



MANUAL JIB



Jekko srl

Via Campardone, 1 - 31014 Colle Umberto (TV) Italy  
info@jekko.it - www.jekko-cranes.com